


STATE OF RANGANATHA NAGARA 2 SLUM

POPULATION



POPULATION

283

FEMALES

52%

MALE

48%

66%
ABOVE 18 YEARS OF AGE

99%
POPULATION SPEAK KANNADA.

92%

OF THE HOUSEHOLDS HAVE BEEN LIVING IN THE AREA FOR MORE THAN 15 YEARS

WORK



52%

OF THE POPULATION
EARN AN INCOME

9.6

HOURS IS THE AVERAGE
TIME SPENT AT WORK

88%

OF THE WORKING POPULATION
ARE DAILY-WAGE LABORERS

54%

WORK IN SRIRANGAPATNA

TRANSPORTATION



11%

OF THE COMMUNITY OWNS
A MOTORIZED VEHICLE

28%

OWN A BICYCLE

61%

OF THE COMMUNITY DO NOT
OWN ANY TYPE OF VEHICLE.

91%

WALK TO THE MARKET FOR
GROCERY SHOPPING

WATER



41%

HAVE A PRIVATE
DRINKING WATER SOURCE

64%

TREAT THE WATER
BEFORE DRINKING.

85%

CONSIDER THE WATER
THEY CONSUME TO BE SAFE

65%

USE THE NEARBY RIVER FOR
WASHING PURPOSES

93%


OF THE HOUSES DEFECATE IN THE OPEN

THERE IS **1**
PUBLIC TOILET IN THE AREA,
HOWEVER ITS BEEN NON-FUNCTIONAL FOR YEARS

SANITATION



ELECTRICITY



92%

OF THE HOUSES
HAVE ACCESS TO ELECTRICITY

140

RUPEES ON AVERAGE
A HOUSE PAYS
PER MONTH
FOR ELECTRICITY

19

HOURS AVERAGE
SUPPLY PER DAY

81%

DO NOT USE OR DO NOT HAVE ACCESS
TO DESIGNATED GARBAGE CANS

GARBAGE



HOUSING



99%

OF THE HOUSEHOLDS
OWN THE HOUSE
BUT

ONLY 11%
HAVE TITLE DEEDS

ROOF TYPE

45%
CONCRETE ROOFS


27%
THATCHED ROOFS

24%
METAL SHEETS

83%

ARE NOT SATISFIED WITH THE DRAINAGE FACILITY IN THEIR
AREA PRIMARILY BECAUSE OF MOSQUITOES,
BAD SMELL AND OPEN DRAINAGE

DRAINAGE



HEALTH



88%

WERE SATISFIED WITH THE EASE
OF HEALTHCARE AVAILABILITY